

MAKE
TRAVEL
MATTER

Our mission is to MAKE TRAVEL MATTER® for the planet we call home,
the people whose homes we visit, and the wildlife we find there.

THE TRAVEL CORPORATION IMPACT REPORT 2024

How We
Tread Right



DRIVEN BY SERVICE



TABLE OF CONTENTS

INTRODUCTION	PLANET	16	PEOPLE	27	WILDLIFE	36
A Message From Our Executive Chairman.....3	Goal 1: Reach net zero GHG emissions across the value chain by 2050 from a 2019 baseline year.....17		Goal 7: Include at least one MAKE TRAVEL MATTER® Experience across 50% of TTC itineraries by 2025..... 28		Goal 11: Ensure all wildlife experiences across TTC brands adhere to our Animal Welfare Policy.....37	
Relying on Business Insights: A Message From Our CSO 4	On The Way To Net Zero 19		Goal 8: Achieve 20% increase of itineraries visiting developing regions for select specialist brands by 2025.....31			
Who We Are, Now 5	What's Next For 202521		Goal 9: Increase employee and market sentiment regarding diversity and inclusion across our brands.....32		APPENDICES	38
The Travel Corporation: 5 Years of Impact 6	Goal 2: Source 50% of electricity from renewable sources by 2025 22		Goal 10: Complete 30,000 volunteer hours by 2025.....34		Appendix A: Environmental Performance.....38	
2024 TreadRight Partner Achievements..... 8	Goal 3: Reduce food waste by 50% across all hotels and ships by 2025.....23				Appendix B: 2024 Scope 1 + 2 Limited Assurance Letter..... 40	
The Power of Storytelling: Supporting Earth's Power to Combat the Climate Crisis.....13	Goal 4: Increase use of local and organic food products by our supply chain by 202524				Appendix C: How We Tread Right Sustainability Performance41	
Awards14	Goal 5: Reduce printed brochures by 50% by 2025.....25					
Engaging the Supply Chain.....15	Goal 6: Eliminate as many unnecessary single-use plastics from our operations and itineraries..... 26					

A MESSAGE FROM OUR EXECUTIVE CHAIRMAN



2024 marks another year of change, this time not just for the sector and marketplace, but for The Travel Corporation (TTC). November 1st, 2024, was a landmark moment for the group, as following 104 years under the stewardship of the Tollman family, TTC was acquired by Apollo Global Management. I'm thrilled to have been appointed Executive Chairman, and to have the opportunity to guide the group into 2025 and beyond.

This places us in a new era for TTC and its incredible brands and people, and while change is a constant, TTC's commitment to sustainability remains steadfast. Whilst the landscape around us may be in flux, several things remain clear both to myself, as well as to new ownership. Firstly, TTC holds a leadership position in the travel sector on sustainability and, particularly, on climate action, and we intend to keep that leadership position. Secondly, despite the current commentary, it is evident that there is

widespread support from the sector coupled with need from the destinations to continue this path towards the evolution of sustainability in travel. We intend to leverage that commitment and collaborate more widely, thus expanding our potential for impact. Thirdly, travelers have come to expect the integration of sustainability into their travel experiences, and we will leverage that support.

Travel and tourism relies on healthy places, which in turn means there's great value in maintaining this trajectory. I'm eager to work directly with TTC, its brands, and leadership to ensure we see that value for ourselves and the destinations in which we operate.

A handwritten signature in dark ink, appearing to read 'Carl Leaver', written in a fluid, cursive style.

Carl Leaver
Chairman, TTC



RELYING ON BUSINESS INSIGHTS: A MESSAGE FROM OUR CSO



2024 was the year I was able to say, with confidence, that TTC had achieved an integrated approach to sustainability. Establishing systems and resources that provide impact related insights to our operating teams has been a critical advancement. This has allowed us to integrate sustainability risks and opportunities into day-to-day decisions regarding our tours and operations on a trip, brand, and operating-region basis. This has enabled us to successfully begin rolling out net zero tactics across our major brands, thus reducing impact in a business-as-usual environment, as we lay the groundwork for future innovations.

The impact of our sector is now clear, articulated no better than the fact that TTC was present and on stage at the first ever thematic day of tourism at COP 29. Yet, it remains a fragmented sector, one ultimately reliant on small to medium-sized enterprises to deliver our

travel experiences. 2024 saw us take a major step in the direction of an equitable transition of our supply chain, through our partnership with Travalyst on an initiative designed solely with the intention to provide sustainability-related data to travelers, based on the entire value chain. This level of collaboration marks a crucial next step in our evolution. As we progress in our journey, this marks the final impact report measuring progress against the goals outlined in [How We Tread Right 2025](#). TTC will develop and launch an updated set of strategic sustainability goals in 2025 to guide us in our efforts moving forward.

Shannon Guihan
Chief Sustainability Officer & Head of TreadRight, TTC

WHO WE ARE, NOW

Under TTC’s new ownership, TTC’s now 18 travel brands move from an asset-heavy business model to a more moderate asset mix. TTC has divested itself of nearly all real estate holdings in the form of both, offices and hotels. This shift has prompted a restatement of the carbon footprint of our baseline year and subsequent changes to our carbon reporting boundaries and reporting years. Please see Appendix A for more information.

The TreadRight Foundation remains TTC’s not-for-profit, and the group remains committed to ensuring that we MAKE TRAVEL MATTER®.



GUIDED			LUXURY	DMC	SIGHTSEEING	ADVENTURE	NEXT-GEN	TAILOR-MADE	SUSTAINABILITY
TRAFALGAR	AATKings	UNIWORLD	AFRICAN TRAVEL	TCA TRAVEL CORPORATION EST. 1967 EXPERTISE. TRUST. QUALITY	HIGHLAND EXPLORER TOURS	Adventure World	contiki	BRENDAN VACATIONS	TREADRIGHT FOUNDATION
INSIGHT VACATIONS	Inspiring Journeys				Evan Evans	LION WORLD TRAVEL	HAGGIS ADVENTURES		
costsaver.	GET	LUXURY GOLD			DOWN UNDER TOURS.	SEIT			

THE TRAVEL CORPORATION

5 YEARS OF IMPACT




2025 marks the culmination of our How We Tread Right strategy, with 7 of our 11 sustainability goals, set out in 2019, achieved. We know sustainability is a journey, not a fixed destination, and so you'll see us continue on our path to net zero, increasing diversity, equity and inclusion, and supporting responsible consumption. A sincere thanks to our teams, guests and partners who've made these impacts possible.

AVERAGE SCORE

8.5/10

given to TTC by employees in agreement that TTC is committed to DEI and values the different perspectives, experiences, backgrounds, knowledge and approaches of all its staff




100% OF OUR ELECTRICITY IS SOURCED FROM RENEWABLE SOURCES



ACROSS TTC TOURING BRANDS

84% OF ITINERARIES OFFERED AT LEAST 1 LOCAL DINING EXPERIENCE*

*A Local Dining Experience includes any dining experience where key elements of the meal (i.e. meat, seafood, bread, wine, etc.) are considered local (i.e. sourced within a 30-50 mile radius).



REDUCED SCOPE 1 + 2 EMISSIONS BY 23%

REDUCED SCOPE 3 EMISSIONS BY 20%

from our 2019 baseline.



ACROSS OUR HOTELS AND SHIPS

SAVED THE EQUIVALENT OF 778,766 MEALS' WORTH OF FOOD WASTE



3X TRIPLED OUR LOCAL FOOD SUPPLIERS

2X DOUBLED OUR ORGANIC FOOD SUPPLIERS

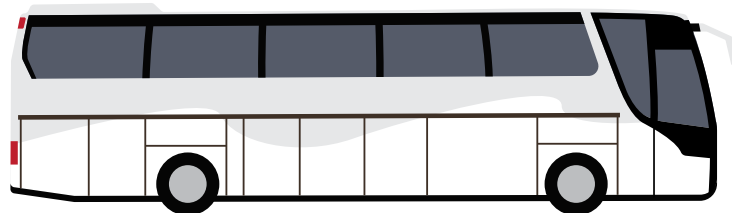
REDUCED PRINT BROCHURES BY 82%

FROM 2019



INVESTED USD \$2.23+ MILLION IN DECARBONIZATION PROJECTS

across our business via our industry-first Carbon Fund




THE TRAVEL CORPORATION

5 YEARS OF IMPACT



88% OF ITINERARIES
HAVE AT LEAST 1 MAKE TRAVEL
MATTER® EXPERIENCE



867 MAKE TRAVEL
MATTER® EXPERIENCES
Offered by our brands




32,916 HOURS
VOLUNTEERED
BY OUR TEAMS
surpassing our target of
30,000 hours!


CREATED A DIVERSITY, EQUITY
AND INCLUSION STRATEGY
to address DEI in operations, marketing and offices.




100% OF THE WILDLIFE
EXPERIENCES ON OUR
TOURS ADHERE TO OUR
ANIMAL WELFARE POLICY



VISITED 22 NEW
DEVELOPING REGIONS
to spread the benefits of tourism



DONATED USD
\$2.9+ MILLION
TO SUSTAINABLE
TOURISM PROJECTS
& NATURE-BASED
SOLUTIONS THROUGH
OUR TREADRIGHT
FOUNDATION



2024 TREADRIGHT PARTNER ACHIEVEMENTS

THE TRAVEL CORPORATION'S NON-PROFIT FOUNDATION, LAUNCHED IN 2008



PLANET

Our Planet partners work for and with nature to conserve and restore natural spaces and biodiversity, supporting TTC's net zero journey and Climate Action Plan.

RAINFOREST RESCUE

Australia

Restoration and protection of the Daintree Rainforest.



91,000 seedlings grown in the native nursery



TTC was the headline sponsor for Travel Weekly's Women in Travel Awards in December 2024, where attendees voted on which TreadRight partner would receive a donation. **Rainforest Rescue was the winner of the evening, securing 46% of the 200 votes!**

The donation went towards the protection of 7,050 square metres of Lot 110 Cape Tribulation Road. This former sugarcane land consists of approximately 25 hectares that can be restored.



TTC Australia volunteering at Rainforest Rescue's annual Tree Planting Day



"In my ten+ years I have never come across a partner whose extended brands – and staff across corners of the globe – were all so connected to our work. It is not lip service. Y'all have created an awesome culture where earth-empathy is a high priority there at TTC and you should all be so proud. It is so genuine and trickles to every crevice of your work and I know this is a result of a lot of hard work from you all.

We are together on the doorstep of an emerging restoration and green tourism economy in the Wet Tropics.

As now our biggest partner, we're poised to capitalise on all this goodness, together. We are seriously moving into a whole new, glorious earth-shattering level by each other's side."

— Kristin Canning, Head of Partnerships

GREENWAVE

United States

Since 2023, TreadRight has been contributing to GreenWave's Kelp Climate Fund (KCF), supporting regenerative ocean farmers across North America. In 2024, GreenWave scaled the program from supporting 47 to 50 farms, resulting in:



50 participating farms



661,493 of kelp seed planted and 951,596 pounds of kelp harvested



28,000 pounds of carbon and 1,903 pounds of nitrogen removed



TREES FOR LIFE

Scotland

Rewilding the Scottish Highlands. Discovery of wild pine sites means they can be recognized by the Scottish Government's official register of pinewoods. Most sites were genuine fragments of Caledonian Pinewood, with many at a critical stage of decline, but a large site was found where hundreds of wild pines survive.



20 candidate Wild Pine sites surveyed



An ancient pine over 400 years old was found - one of the oldest recorded in Scotland



Evidence of the historic practice of fir candle-making

Trees for Life presented at the first Pinewood Conference in 20 years, emphasizing the urgency of recovering these unique places.



Project officer and dendrochronologist aging pines at a wild pine site

NEW IN 2024!

WELCOMING OUR NEW PARTNER: BARENA ASSOCIATION

Venice

Barena Association's main initiative is "SOS Barena," dedicated to protecting and restoring Northern Venetian Lagoon salt marshes. In 2024, they began the process of obtaining the required permissions for the installation of nature-based fascines. Obtaining permissions is ongoing and complex, compounded by the fact that the Barena Association is the first private entity to sponsor an environmental project in this highly sensitive and culturally significant part of the lagoon.

TreadRight funds support the compensation of a specialized project foreman, to oversee field works, and up to 8 local fishermen for the project's implementation. In 2024, some TreadRight funds were allocated to "Breathe Barena," a smaller project removing big debris from the protected natural reserve areas. This effort will also help to prepare the environment for the fascines.



SOS Barena Project

Credit: Garage Raw

PEOPLE

Through our People projects, we nurture the cultures, traditions, and livelihoods of the communities we visit.

RAINBOW RAILROAD

Global

Helping at-risk LGBTQI+ people get to safety.



458 at-risk LGBTQI+ individuals transported from dangerous living situations to safety



2 primary programs supported: Emergency Travel Support (ETS) and Direct Livelihood Assistance

Emergency Travel Support (ETS) provides direct advice, resources, and travel support to LGBTQI+ people facing an immediate threat to their well-being in their country of origin.

Direct Livelihood Assistance to individuals in imminent danger provides financial assistance to cover necessities for 1-6 months for individuals facing an immediate, ongoing threat to their safety in their current location.



For Pride Month in June, **African Travel Inc.** donated \$50 from each booking to Rainbow Railroad.

KOHUTAPU LODGE & TRIBAL TOURS

New Zealand

Kohutapu Lodge & Tribal Tours are the creators of Native Nations United, a cultural exchange program. The long-term benefits of the campaign include fostering a deep sense of pride, identity, and confidence among the participants, equipping them with the tools necessary to become future leaders in their communities.



First tri-nations exchange successfully facilitated



25 indigenous youth participated from Australia, New Zealand, and Canada



TOURISM CARES PATHWAYS PROJECT

United States

The Tourism Pathways Project is a joint effort between leading travel industry companies and associations to address racial inequality and help recruit and place underrepresented individuals into tour guiding professions, through subsidized training.



10 Pathways scholarships were awarded to scholars to attend Tripcon, the world's largest tour director hiring conference.



Pathways provided numerous prospective guides with access to free online training. In Q4 of 2024, over 35 new recruits completed the first phase.



LAKOTA YOUTH DEVELOPMENT

United States

Funds enabled the enhancement of the visitor experience to Rosebud Sioux Tribe Reservation.



11 youth apprentices trained and mentored on visitor relations



Facility upgrades and equipment acquisition

FUNDACIÓN CRISTINA HEEREN

Spain

Young artists come to Cristina Heeren as students and leave as professional flamenco performers.



3 scholarships for the school year starting in September for 2 dancers and 1 guitarist



Cristina Heeren presented a show for the Bienal de Flamenco in Seville, the most important flamenco festival in the world, where only the best artists are invited to perform. It was a huge success and many former TreadRight scholars were part of the show.

GIUDITTA BROZZETTI

Italy

Our partner in Perugia, in traditional hand-weaving.



Lighting upgrades in the deconsecrated 13th-century Franciscan church have improved the maintenance of the facility as well as working conditions.



1 new apprentice trained on production at the looms, hand-finishing of pieces and receiving visitors in multiple languages.



WILDLIFE

Partnering with leading wildlife organizations, we work to protect threatened animal species.

THE NATIONAL KIWI RECOVERY TRUST

New Zealand

Conservation of New Zealand's native bird. As a not-for-profit, the more visitors the Trust can educate on the plight of the kiwi, the more kiwis they can save.



TREADRIGHT GRANTS ENABLED IMPROVED VIDEO AND PHOTO DOCUMENTATION OF THE KIWI CHICK-REARING PROCESS DURING HATCHING SEASON.

With improved educational materials, the organization aims to grow visitors and ultimately increase aid for its conservation efforts.



UNIVERSITY OF TASMANIA

Australia

Researching a cure for Devil Facial Tumor Disease (DFTD), a transmissible cancer that is extremely painful and generally fatal for devils.



FINISHING A NEW FACILITY FOR DEVILS UNDERGOING VACCINE TRIALS



BEGIN THE TESTING PHASE OF THE VACCINE

If successful, it will move to the distribution of the vaccine to wild devil populations via a bait system. This has the potential to change the future of devil populations by reducing the rate of DFTD infections. With higher survival rates, Tasmanian devil populations may begin to recover, reducing their risk of extinction.



WILDERNESS FOUNDATION AFRICA

South Africa

Protecting the critically endangered black rhino in the Eastern Cape, South Africa.



2 BRAND NEW FOUNDER POPULATIONS WERE ESTABLISHED - A HUGE ACHIEVEMENT FOR THE FUTURE EXPONENTIAL GROWTH OF BLACK RHINOS IN THE EASTERN CAPE



30 DNA SAMPLES COLLECTED BY THE RHINO DNA INDEXING PROJECT

Increased from the goal of 20, due to the positive growth in rhino numbers – further indicating the project's success. (Due to the alarming rise in poaching, the Rhino DNA Indexing System was developed to assist in convictions).



Emma Bean, Manager,
The National Kiwi Hatchery

THE POWER OF STORYTELLING

SUPPORTING EARTH’S POWER TO COMBAT THE CLIMATE CRISIS

OUR NATURE-BASED SOLUTION PARTNERS ARE DOING INCREDIBLE THINGS NOT ONLY FOR THE PLANET, BUT FOR THE WILDLIFE AND COMMUNITIES THAT SURROUND THEM.

One of the most impactful ways we can support them is through TreadRight funding, so they can continue their critical work. But there’s always more we can do, and that’s why we’ve set out to also invest in the ways we raise awareness for their causes.

Behind each of these projects is the history, the people, and the stories that shape them. And with these stories comes the power and potential for even greater progress. By sharing these narratives, we hope to create greater understanding about the issues at hand, but more importantly to emphasize that the solutions the world is desperately seeking already exist and are being carried out in real time, thanks to people who refuse to accept anything other than a sustainable future for us all.

PILLAR	GOAL	2021	2022	2023	2024
PLANET	No less than 20% of total TreadRight giving	28%	41%	25%	67%
PEOPLE	No less than 50% of total TreadRight giving	42%	47%	59%	27%
WILDLIFE	No less than 30% of total TreadRight giving	30%	12%	16%	6%



RESTORING THE ANCIENT DAINTREE RAINFOREST IN AUSTRALIA WITH RAINFOREST RESCUE

[Watch Video](#)



REGENERATIVE OCEAN FARMING WITH GREENWAVE

[Watch Video](#)



REWILDING SCOTLAND WITH TREES FOR LIFE

[Watch Video](#)

AWARDS

The Travel Corporation

SUSTAINABLE FUTURE AWARD

Globe Travel Awards, Net Zero Journey

**FEMALE IN TRAVEL TECH -
CORPORATE: SARAH HILLMAN**

*International Women in Travel and
Tourism Forum (IWTTF) Awards - Women
in Travel CIC*

SUSTAINABILITY EXCELLENCE

*Brightest & Best Business Awards -
Waverly Council*

Trafalgar

INDIGENOUS EXPERIENCES

Global Vision Award - Travel + Leisure

**CHANGEMAKERS;
SUSTAINABILITY - NO MORE STUFF**

Skift Idea Award



Julie Higgins accepts the ASTA Green
Partner in Travel Award

MOST SUSTAINABLE TRAVEL COMPANY

TTG Travel Award - TTG Asia

**SUSTAINABILITY & CULTURE CATEGORY:
LEADERS IN SUSTAINABILITY**

Irish Travel Trade Awards - ITTN

**2024'S MOST INFLUENTIAL WOMEN IN
TRAVEL: SHANNON GUIHAN**

Travel Pulse

SUSTAINABILITY IN TRAVEL AWARD

AAA

The TreadRight Foundation

**BEST TOUR COMPANY FOUNDATION
FOR RESPONSIBLE TRAVEL**

TravelAge West WAVE Awards

TTC Tour Brands

OVERTOURISM, NET ZERO

Green Partner in Travel Award - ASTA



TTC accepts the Sustainable Future Award, Globe Travel Awards

DIVERSITY, EQUITY, INCLUSION

The Travel Corporation

**DIVERSITY AND INCLUSION
EMPLOYER OF THE YEAR**

Digital Revolution Awards - Tenth Revolution

**DIVERSITY AND INCLUSION
EXCELLENCE AWARDEE**

Canadian HR Awards

Insight Vacations

ALLYSHIP HEROES - COMPANY

*International Women in Travel and Tourism
Forum (IWTTF) Awards - Women in Travel CIC*

“At TTC Tour Brands, we view Diversity, Equity, and Inclusion as essential pillars of our sustainability strategy. True sustainability isn’t just about protecting the planet—it’s also about honoring people, perspectives, and cultures. Internally, that means fostering a workplace where all voices are valued and represented. Across our travel experiences, it means intentionally connecting travelers with indigenous communities, amplifying marginalized histories, and creating space for more authentic, inclusive storytelling. DEI deepens the impact of travel and ensures we leave a positive legacy, not just environmentally, but socially and culturally as well.”

— Melissa DaSilva, Deputy CEO, TTC Tour Brands

ENGAGING THE SUPPLY CHAIN

We're focused on reducing Scope 3 emissions and building strong partnerships with our suppliers to support them on our shared journey towards a more sustainable travel industry. Addressing the former requires us to adapt our operations and trips towards low-carbon – including the rollout of HVO biofuel for our coaches in Europe, and choosing accommodations based on sustainability credentials.

Engaging our suppliers is two-fold. First, we must understand their perspectives, opportunities, and challenges. To do this, in 2024 we surveyed 28+ transport providers on HVO, and 700+

accommodations across Europe on energy sources and usage. These insights, ranging from awareness to technical challenges and barriers to adoption, helped us develop tailored resources to support them.

This brings us to the second critical part of our supplier engagement: support. We launched our public [Partner Sustainability Hub](#), a central platform to share our internal resources and the guidance we've created, to help them easily address sustainability within their own businesses.



THESE RESOURCES TACKLE THE ISSUES WE'RE FOCUSED ON:



Climate: Reducing the carbon footprint of operations including food waste, single-use plastics and overall procurement



Travel Experiences: How they can support local communities and causes in destination



DEI: Increasing and fostering diversity, equity and inclusion (DEI)



Wildlife: Protecting wildlife and habitats

CASE STUDY



TRAVALYST

In 2024, TTC became the first tour operator to join Travalyst as a coalition partner. Travalyst is a not-for-profit working to change the way the world travels, for good. Founded in 2019, it is a global coalition of some of the biggest names in travel and technology. Travalyst mobilizes the industry to provide trusted information at scale to empower better decision making and accelerate impact-led change.

GOAL 1

REACH NET ZERO GHG EMISSIONS
ACROSS THE VALUE CHAIN BY 2050
FROM A 2019 BASELINE YEAR

GOAL 2

SOURCE 50% OF ELECTRICITY
FROM RENEWABLE SOURCES
BY 2025

GOAL 3

REDUCE FOOD WASTE BY
50% ACROSS ALL HOTELS
AND SHIPS BY 2025

GOAL 4

INCREASE THE USE OF LOCAL &
ORGANIC FOOD PRODUCTS IN
OUR SUPPLY CHAIN BY 2025

GOAL 5

REDUCE PRINTED
BROCHURES BY
50% BY 2025

GOAL 6

ELIMINATE AS MANY UNNECESSARY
SINGLE-USE PLASTICS FROM OUR
OPERATIONS AND ITINERARIES BY 2025



PLANET

Lot 1 of the Daintree Rainforest,
protected and maintained by our
partner Rainforest Rescue

GOAL 1

REACH NET ZERO GHG EMISSIONS ACROSS THE VALUE CHAIN BY 2050 FROM A 2019 BASELINE YEAR



This past year we’ve seen increased floods, wildfires, and natural disasters continue to directly impact our business and operations – from devastating wildfires in Jasper, Canada, to extreme heat in India where severe weather was recorded on 93% of days during the first 9 months of 2024. While these events are expected to escalate due to climate change, we are committed to reducing our carbon footprint and minimizing the emissions produced by our trips within destinations. See [what’s next](#) for climate action at TTC.

PROGRESS AGAINST OUR CLIMATE ACTION PLAN

MEASURE

In 2024, our Scope 1 + 2 footprint was 20,755.76 tonnes of CO₂e (see Appendix B for Assurance letter). Our Scope 3 emissions were 232,365.11 tonnes of CO₂e, comprising of the goods and services we purchased, employee air business travel, our trips and flights sold to guests.

As a result of our change in ownership, which officially took place on November 1st 2024, but was retroactive to January 1st of the same year, we established new [Carbon Reporting Boundaries](#) to calculate our 2024 footprint and restated our 2019 baseline. See Appendix A for our complete carbon footprint data.

Equally, this shift and the resulting mix of assets owned by the business has resulted in the necessary re-framing of the way in which we allocate our Carbon Fund, thus resulting in fewer projects being funded in 2024.

REDUCE

Each of our brands continue to contribute to our Carbon Fund, an internal reserve dedicated to investments in the reduction of our Scope 1, 2 and 3 emissions. Brand contributions occur at an internal fixed rate per guest amount derived from a brand’s individual carbon footprint. **In year 2, the fund collected USD \$2,299,240. We allocated USD \$353,307 to carbon reduction investments across the group.**



Contiki properties, including Contiki Chateau in France, are run on 100% renewable electricity.

See our [‘On the Way to Net Zero’](#) section for more reduction efforts across the brands.

INITIATIVE	IMPACT	INVESTMENT
Energy audits across SS. Antoinette for Uniworld	The identification of a series of operational changes as well as capital investments resulting in a 5-year Decarbonization Investment Plan across all ships	\$20,336 USD
Completed installation of Install solar panels at TTC Sydney offices	Reducing Scope 3 emissions from our Bondi and Alexandria offices in Australia	\$49,218 USD
Upgrades to heating, insulation and windows at TTC’s Port Glasgow offices	Reducing Scope 3 emissions from our Port Glasgow office in Scotland	\$48,263 USD
Purchase Renewable Energy Credits (RECs) for TTC Tour Brands’ offices in Singapore and London, and for Uniworld ships	Compensating for 168 CO ₂ e tonnes of Scope 2 emissions	\$4,164 USD
HVO Biofuel for Contiki coaches	Reduced 1,421 tonnes of CO ₂ e across European trips where HVO is available, which is a 14% reduction compared to using diesel	\$156,326 USD
Travalyst Partnership	TTC became the first tour operator to join Travalyst in the development of a global data hub. This hub is being designed to enable supply chain reporting, insights from which will be critical to the decarbonisation of the sector.	\$45,000 USD
CLIA Net Zero shipping	Uniworld participated in the development of a Cruise Investment Plan spearheaded by the Cruise Line Industry Association (CLIA). This study was designed to provide a knowledge base for the investments that will be needed to decarbonize the cruise sector in Europe, by assessing decarbonization technologies, mapping cruise vessel operations, and assessing the scalability and investment requirements to achieve the objective of net zero emissions by 2050.	\$20,000 USD
Path2Zero Net Zero Shipping Support	This 5-year research project led by Delft University of Technology is aimed at leading the transition of the European inland shipping industry towards net zero.	\$10,000 USD
TOTAL INVESTMENTS ALLOCATED		\$353,307 USD

GOAL 1



BREATHE Barena team cleans up in preparation for installation of the fascines

Credit: Garage Raw

RESTORE

The TreadRight Foundation launched a new partnership with Barena Association’s SOS Barena project, dedicated to protecting and restoring sections of the intertidal Northern Venetian Lagoon salt marshes known locally as “Barene.” This initiative will allow Barena Association to sequester approximately 17.7 – 59.3 tonnes of carbon emissions. Learn more about this project [here](#).

EVOLVE

As part of our commitment to advancing climate action across the industry, we joined Travalyst’s coalition to make travel more environmentally responsible by providing transparent sustainability information to consumers.

As we evolve and look to the experts and our peers for learning opportunities, it’s important that we continue to contribute as well by advocating and participating in thought leadership opportunities within our industry and the climate action sector. Last year, we had the privilege of speaking at more than 24 events, including COP 29 where the first Thematic Day on Tourism was held.

See our full GHG Performance in [Appendix A](#).



**TTC AT COP 29:
THEMATIC DAY ON TOURISM**

Our Chief Sustainability Officer, Shannon Guihan, attended COP 29 in Baku, Azerbaijan, to speak on climate finance and our Carbon Fund. She called for greater collaboration across the industry to establish a coordinated, tactical approach to decarbonization. This includes a call for streamlined data from the tourism industry’s shared supply chain, greater investment in decarbonization from tour operators and destinations, as well as focused forums to bring together individual efforts so that they may be amplified throughout the industry.

GOAL 1

ON THE WAY TO NET ZERO: REDUCTION EFFORTS ACROSS OUR BRANDS



USING LOW-EMISSION FUELS AND VEHICLES ACROSS TRANSPORT USE

ENGAGING TRANSPORT PROVIDERS

TTC Tour Brands, which includes **Trafalgar**, **Costsaver**, **Insight Vacations**, **Luxury Gold**, and **Brendan Vacations**, along with **Contiki** and **Adventure World** have all engaged their transport providers on securing HVO biofuel where available in Europe.

SECURING ELECTRIC VEHICLES

Evan Evans added two new fully-electric coaches to their fleet in 2024, operating 17% of their total trips on electric vehicles and saving almost 50 tonnes of CO2e.

ENGAGING OUR SUPPLY CHAIN

Uniworld works with its partners to use low-emission delivery vehicles and advocates for shared deliveries in order to reduce kilometers driven.



CHOOSING ACCOMMODATIONS WITH SUSTAINABILITY CREDENTIALS OR RENEWABLE ENERGY USE

PROVIDING LEARNING OPPORTUNITIES

AAT Kings guests stay at Iron Creek Bay Farm in Tasmania, where education groups and individuals are invited to explore research courses in botany and geology.

SUPPORTING CONSERVATION EFFORTS

On **Adventure World's** Authentic Chile itinerary, guests stay at the Estancia Cerro Guido which supports conservation efforts to coexist with the growing puma population in the region.

RUNNING ON RENEWABLE

African Travel Inc. and **Lion World Travel** utilize several safari lodges that prioritize solar energy generation such as Tswalu Kalahari, and Cheetah Plains (Sabi Sand).

PARTNERING WITH DESTINATIONS

Trafalgar has increased the number of hotels with Swisstainable status. Further, the majority of its Switzerland trips will use Swisstainable transport providers as their main transport service in 2025.



INTRODUCING NEW LOW-CARBON TRIPS

RAIL ITINERARIES

Brendan Vacations introduced 2 new Rail Vacations itineraries, **Evan Evans** launched 5 new rail itineraries and **Contiki** launched 1 new rail itinerary.

WALKING TOURS

Evan Evans launched 3 new zero-carbon walking itineraries in London, such as their Hard Rock Music Walking Tour.

TRIAL AND ERROR

We won't always get it right – but we'll try. Our brands continually trial rail options within their itineraries to see where they can be added.

GOAL 1



MAKING CHANGES TO EXISTING TRIPS TO REDUCE THE TRIP'S CARBON FOOTPRINT

PEOPLE-POWERED ACTIVITIES

Adventure World has included walking and biking tours across their Canada itineraries, **Trafalgar's** Great European itinerary now includes a new city walking tour in Bruges, Belgium.

MORE VEGETARIAN MEALS

CostSaver and **Trafalgar** worked with Laggan Hotel in the Scottish Highlands to design a vegetarian and seasonal menu for its groups.

REMOVING FLIGHTS

Adventure World, **Contiki** and **CostSaver** removed flights from 5+ itineraries where rail options or coach options are suitable.

All our brands are continually reviewing itineraries to reduce kilometers driven and time spent on coach.



PARTNERING WITH DESTINATIONS ON SHARED CHALLENGES

COMMUNITY-LED DESTINATION DEVELOPMENT

Adventure World's Managing Director Neil Rodgers is part of the Advisory Group working with Destination Canada to ensure new offerings that reflect community-led destination development and support the advancement of reconciliation with Indigenous peoples.

DESTINATION ACCREDITATION

Brendan Vacations partnered with the Irish Tour Operators Association to work towards sustainability accreditation with Sustainable Tourism Network. This included participating in joint workshops to share ideas among tour operators, including on how to reduce energy and carbon.

REDUCING EMISSIONS

TTC Tour Brands commenced a 3-year partnership with Visit Scotland and The Travel Foundation in 2024, focusing on the challenge of how to reduce carbon emissions in the tourism supply chain. This collaboration aims to inspire and support climate action within Scotland's tourism industry and represents a huge opportunity to influence and drive change with businesses, visitors and destinations.

OVERTOURISM

Uniworld has begun engaging with the city of Amsterdam on the topic of overtourism and the guests they bring to the destination. Uniworld is partnered with IG River Cruise Association on this along with other river cruise companies.



GOAL 1

WHAT'S NEXT FOR 2025 >>>>>>>>>>

We're continually at the forefront of embedding carbon reduction and sustainability into our trips, without compromising the guest experience, but rather, enhancing it. Hear from our sustainability experts across the business on what they're most looking forward to:



"We are implementing a tailor-made energy efficiency training program for Uniworld captains and crew onboard our ships. We aim to roll out advanced data capture systems on each of our ships over the next few years to enable us to monitor and measure progress. We're also excited to explore the use of HVO biofuels on our ships passing through the Netherlands."

Julie Higgins
Director of Hotel Operations & Sustainability Officer, Uniworld



"We're committed to reducing kilometers driven and therefore carbon emitted. As well, we will engage our valued partners on their own ideas to reduce their carbon footprint."

Jody Grossfeldt
GM Operations & Experiences, AAT Kings



"Evan Evans will be introducing a new 59-seater, fully-electric coach, which can cover up to 320 miles from a single charge, allowing us to utilize it on any of our longer duration day tours!"

Tom Macklin
Managing Director, Evan Evans



"In 2025, TTC Tour Brands aims to reduce kilometers driven and eliminate internal flights wherever possible, particularly in Asia. We are collaborating with our contracting teams to identify opportunities for transitioning our menus to vegetarian options or those with a lower carbon footprint."

Lucie Dalila
Sustainability Manager for Travel Experiences, TTC Tour Brands



"We're committed to creating new low-carbon Rail Vacations for our Brendan Vacations guests, for example, Ireland's South East Discovery, which explores the historic cities of Waterford and Kilkenny, two gems of Ireland's Ancient East."

Laura Kelly
Assistant Manager Product Database & Sustainability Officer, Brendan Vacations



"At Contiki we're looking to introduce more electric tuk-tuks in Bangkok and India, we'll continue our focus on removing flights in Asia and Latin America, as well as growing our offering by rail in Europe with our new Paris to Rome trip."

Tasha Hayes
European Operations Director & Sustainability Officer, Contiki

A FOCUS ON DATA & SUPPLY CHAIN ENGAGEMENT


In order to leverage our data and inform low-carbon changes to our trips, TTC is developing a dynamic tool for real-time carbon footprint reporting, called the Net Zero Tracker. This tool will integrate trip data, emissions calculations, and supplier characteristics to measure the carbon footprint of a trip. Key data tracked will include overall emissions per trip, number of vegetarian meals served, kilometers driven by fuel type, and energy usage from renewable sources. These metrics will provide deeper insights, guiding product and itinerary optimizations to reduce the impact of our trips on the planet.

To ensure these efforts align across our supply chain, the tool will also incorporate data from suppliers and regions of operation. Encouraging suppliers to disclose their net-zero targets and sustainability efforts will allow TTC to better align its goals with those of its partners and pinpoint areas where additional support is needed.

These insights will empower our Travel Experience teams to evaluate our trips comprehensively, covering everything from contracting to operational efficiency. Ultimately, this centralized reporting approach ensures accountability and enables informed, impactful decisions that drive sustainability.

GOAL 2

SOURCE 50% OF ELECTRICITY FROM RENEWABLE SOURCES



In 2024, 100% of TTC’s global electricity needs were sourced from renewable sources, surpassing our goal to obtain at least 50% of electricity from renewable sources by 2025.

All TTC-owned accommodations run on 100% renewable electricity. Our offices in Rheinfelden, Edinburgh and Bromley all run on 100% renewable electricity as well. Where we were not able to source renewable electricity through local energy providers, we secured Renewable Energy Certificates (RECs) and Energy Attribute Certificates (EACs) for our ships and offices.

See our full Environmental Performance in [Appendix A](#).



Contiki's Haus Schöneck in Austria, run on 100% renewable electricity.

GOAL 3

REDUCE FOOD WASTE BY 50% BY 2025



Through its partnership with the food waste reduction system **Leanpath**, **Uniworld** has successfully reduced food waste across ships by 41% compared to their baseline. This is the equivalent of **saving more than 185,417 meals** in 2024. This achievement is made possible by chefs and crew using data from Leanpath to make informed and creative decisions on how to mitigate food waste.

Contiki's Chateau de Cruix and **Haus Schöneck** have implemented the KITRO system to reduce food waste at their properties. This year, the teams experienced a slight increase in food waste production, however, they were still able to save more than 2,800kg of food waste. In 2025, the on-site teams are focused on education and training to further reduce food waste and ensure they're working closely with the KITRO team to achieve their food waste goals.



Uniworld's Culinary team, with Ellen Bettridge, CEO, Uniworld


GOAL 4 INCREASE USE OF LOCAL & ORGANIC FOOD PRODUCTS BY OUR SUPPLY CHAIN BY 2025



Supporting local farmers that are based on strong local food systems is important to reducing our carbon footprint and educating guests about the value of responsible consumption while providing jobs within the local economy.

At our owned accommodations, we focus on securing local and organic suppliers where feasible. In the Scottish Highlands, 8 suppliers are local at Morag’s Lodge and Skye Inn. Between Contiki Chateau in Thieze, France, and Contiki Gasthof in Hopfgarten, Austria. 17 suppliers are local and 13 are organic.

Our touring brands also have endeavored to offer at least 1 Local Dining Experience, included or optional, across 80% of itineraries by 2025. They surpassed this goal in 2024 with more than 84% of itineraries including a Local Dining Experience*.

 *A Local Dining Experience includes any dining experience where key elements of the meal (i.e. meat, seafood, bread, wine, etc.) are considered local (i.e. sourced within a 30-50 mile radius).

LOCAL DINING EXPERIENCES* OFFERED ACROSS OUR TOURING BRANDS IN 2024	
Brand and the % of itineraries that offer at least 1 local dining experience*	
AAT Kings	99%
Adventure World Travel	79%
African Travel Inc.	100%
Brendan Vacations	73%
Contiki	83%
Costsaver	59%
Insight Vacations	85%
Lion World Travel	100%
Luxury Gold	84%
Trafalgar	85%
TTC	84%

LOCAL AND ORGANIC SUPPLIERS ACROSS OUR ACCOMMODATIONS		
Brand	Number of Local Suppliers	Number of Organic Suppliers
Uniworld	26	5
Contiki (Gasthof & Chateau)	17	13
Radical Travel (Skye Inn and Morag’s Lodge)	8	0



CASE STUDY

VALE DE CAPUCHA PORTUGAL

Vale de Capucha Portugal, featured on a **Trafalgar** trip, is a family-run business (the Marques family, Manuel Marques in charge). They produce organic and biodynamic wines as well as maintain a biological vegetable garden. They rely only on wild yeast for fermentation and handpick all their grapes with minimal enological intervention. They also have a farm where they raise pigs, turkeys and Bresse chickens to supply the kitchen with organic meat.



Contiki’s Albania Beaches and Peaks itinerary features a meal at Mrizi i Zanave, where guests learn about sustainable farming and enjoy a wholesome organic dinner where the waiters explain where each local ingredient comes from.

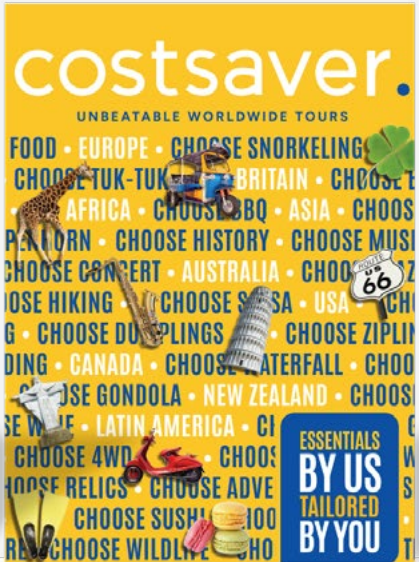



GOAL 5 REDUCE PRINTED BROCHURES BY 50% BY 2025



In 2024, TTC brands reduced printed brochures by 82% from 2019 and 7% from 2023. Overall, printing practices have changed dramatically since the launch of our goal in 2020, with brands adopting more innovative ways of brochure deployment, and prioritizing choice for guests – allowing digital brochures to become the default choice. **Adventure World, African Travel Inc., and Lion World Travel**, no longer print brochures. As well, in 2024, **Contiki** did not print any brochures in North America and Asia. **Evan Evans** continues to roll out QR codes as an alternative to printed brochures in London hotels.

For the limited number of brochures that are still printed, our touring brands have strictly used Leipa paper since 2011. Leipa is a partner selected for their forest management credentials, with its entire range of papers being FSC (Forest Stewardship Council) and PEFC (Programme for the Endorsement of Forest Certification) certified. Both are international, non-profit, non-governmental organizations that promote sustainable forest management through independent third-party certification.

BRAND	REDUCTION FROM 2019
AAT Kings	-72%
Adventure World Travel	No printing since 2023
African Travel Inc.	No printing since 2023
Brendan Vacations	-70%
Contiki	-92%
Evan Evans	-75%
Grand European Travel	-21.18%
Haggis Adventures	72%
Highland Explorer	-5%
Insight Vacations	-89%
Lion World Travel	No printing since 2019
Trafalgar	-89%
Uniworld	-61%
TTC	-82%



GOAL 6

ELIMINATE AS MANY UNNECESSARY SINGLE-USE PLASTICS FROM OUR OPERATIONS AND ITINERARIES



The past 5 years have been challenging in the journey towards responsible consumption and production, with the world facing significant roadblocks caused most notably by the pandemic. This saw health and safety measures temporarily – but significantly – trump waste reduction priorities. That being said, our ability to bounce back as a society has been encouraging, demonstrated in this case through our ability to re-prioritize the elimination of single-use items across our business. For example, our Uniworld staterooms, suites and buffets have been free of single-use plastic (SUP) since 2023. So, while progress has ebbed and flowed, 2024 saw many promising developments towards our efforts to eliminate single-use plastics, a commitment which began in 2017.

Contiki continues to remove single-use plastics: In Asia, they have installed 20L water tanks in hotels and coaches where possible to provide clean drinking water.

Adventure World's Travel with Purpose Charter: All suppliers are asked to reduce or eliminate SUPs on Adventure World trips.

Brendan Vacations' Purchasing Policy: Brendan Vacations created and implemented a Purchasing Policy in its offices, aligned with TTC's [Sustainable Procurement Policy](#), which includes a section about the SUP products removed from the office and their more sustainable alternatives.

GOVERNMENT MANDATES

Increasingly, governments are mandating the management and removal of single-use plastics from operations, which is a huge significant step in the right direction. In 2024, Contiki launched new Philippines itineraries operating in Palawan, where these initiatives are in place. Water refill stations are present at all properties, single-use plastics are prohibited on boats, and the trip's Isla Experience Special Stay was chosen specifically for its sustainability credentials.

Marketing representation matters too, and Contiki has comprehensive sustainability guidelines for all photoshoots for both crew and talent, with specific instructions to avoid single-use plastics.

CASE STUDY



NO MORE STUFF

TTC Tour Brands and **AAT Kings** have continued to offer donations to our TreadRight nature-based solution partners, GreenWave and Rainforest Rescue in place of any branded merchandise giveaways. This initiative began in mid-2023, after assessing our carbon footprint and recognizing the significant environmental impact of branded merchandise designed to be giveaways to

trade partners, guests, and employees. In line with our commitment to achieving net-zero carbon emissions by 2050, it was critical to change our approach.

In 2024, GreenWave used donations through this initiative to cover the cost of producing 36,021 pounds of kelp and Rainforest Rescue planted 43,000 seedlings at their Native Nursery (with the rainforest restoration potential of 85,914 square meters.)

This initiative was recognized with the Skift IDEA Award for Changemakers: Sustainability.

TRAFALGAR

INSIGHT VACATIONS

costsaver.

contiki

LUXURY GOLD

BRENDAN VACATIONS

AATKings

GOAL 7

INCLUDE AT LEAST ONE MAKE TRAVEL MATTER® EXPERIENCE ON 50% OF TTC ITINERARIES BY 2025

GOAL 8

ACHIEVE A 20% INCREASE IN ITINERARIES VISITING DEVELOPING REGIONS FOR SPECIALIST BRANDS BY 2025

GOAL 9

INCREASE EMPLOYEE AND MARKET SENTIMENT REGARDING DIVERSITY, EQUITY AND INCLUSION (DEI) ACROSS OUR BRANDS

GOAL 10

COMPLETE 30,000 VOLUNTEER HOURS BY 2025

PEOPLE

The Cristina Heeren Foundation of Flamenco Art is a longstanding TreadRight partner, and a MAKE TRAVEL MATTER® Experience that shares this longstanding Spanish tradition with our guests while helping to keep it alive.

GOAL 7

INCLUDE AT LEAST ONE MAKE TRAVEL MATTER® EXPERIENCE ON 50% OF TTC ITINERARIES BY 2025



Since we launched our MAKE TRAVEL MATTER® Experience program, they've become a point of pride for our Travel Experiences teams who design our trips, as well as our Trip Managers and Tour Directors who guide them, our guests, and the experience providers in the destination.

- Total Number of MAKE TRAVEL MATTER® Experiences: **867**
- Total percentage of TTC itineraries with at least 1 MAKE TRAVEL MATTER® Experience: **88%**
- In 2024, TTC added a total of **169** MAKE TRAVEL MATTER® Experiences

% OF ITINERARIES THAT INCLUDE AT LEAST 1 MAKE TRAVEL MATTER® EXPERIENCE	
BRAND	PERCENTAGE
AAT Kings	97%
Adventure World	86%
African Travel Inc.	100%
Brendan Vacations	95%
Contiki	86%
Costsaver	63%
Haggis Adventures	71%
Highland Explorer Tours	75%
Insight Vacations	100%
Lion World	39%
Luxury Gold	91%
Trafalgar	98%
Uniwold	71%
TTC	88%



This Contiki MAKE TRAVEL MATTER® Experience allows guests to discover the rich culture of Eswatini, in South Africa, by participating in traditional dances and conversations with the chief.

GOAL 7

TRAVEL THAT MATTERS FOR EVERYONE




ITINERARY:
NORTHERN TERRITORY EXPLORER
Dive deep into First Nations heritage, highlighting art, music and bush tucker.
 [Watch Video](#)



ITINERARY:
NORTHERN THAI HIGHLIGHTS
Visit the Elephant Nature Park in Thailand and support their rescue and rehabilitation.
 [Watch Video](#)



ITINERARY:
ALBANIA BEACHES & PEAKS TRIP
Tour vineyards, see farm animals, support local growers, and sample the freshest Albanian food at Mrizi i Zanave.
 [Watch Video](#)

“I just adored how Contiki aimed to support locals in the free time add-on experiences and even in the included meals with the support of the social enterprise Koto.

IT WAS SO FANTASTIC, AND I ADORED THE THOUGHTFULNESS OF CONTIKI IN ENSURING THAT OUR EXPENDITURE WENT TO WORTHWHILE CAUSES.”

– Contiki Guest

“THIS PARTNERSHIP EXEMPLIFIES AAT KINGS’ COMMITMENT TO SUSTAINABLE TOURISM BY ENABLING ECOLOGICAL PRESERVATION AND COMMUNITY AWARENESS...

...AAT Kings has provided significant support to the Pomona Island Charitable Trust, funding predator control and conservation efforts that preserve biodiversity.”
– Pomona Charitable Trust

“MAKE TRAVEL MATTER® SHOULD BE A MUST IN ALL TOURS.

The Make Travel Matter® Bee Farm is so relevant, specially these days. Thank you for including this.”
– Trafalgar Guest

GOAL 7



ITINERARY:
[ULTIMATE AUSTRALIA TOUR](#)

Explore the oldest rainforest in the world with lush green canopies, diverse wildlife and unique Aboriginal art.

[Watch Video](#)

contiki



ITINERARY:
[WALKABOUT CULTURAL ADVENTURES TOUR](#)

Enrich your understanding of the Daintree's history and cultural significance.

[Watch Video](#)

AATKings



ITINERARY:
[ITALY BELLISSIMO TRIP](#)

Visit our longstanding TreadRight partner at Atelier Giuditta Brozzetti and support this ancient weaving tradition.

[Watch Video](#)

TRAFALGAR

MANY VIEWED CONNECTING WITH AUTHENTIC, LOCAL CULTURE AS AN ESSENTIAL PART OF THEIR TRAVELS AND FELT THAT TRAFALGAR EXCEEDED THEIR EXPECTATIONS IN DELIVERING THESE MOMENTS.

"I experienced this firsthand and witnessed just how meaningful connecting with the community was for our guests. Many shared that these types of experiences are exactly what they know and love about Trafalgar. They viewed connecting with authentic, local culture as an essential part of their travels and felt that Trafalgar exceeded their expectations in delivering these moments. Two guests were moved to tears and expressed how special it was to take a photo with the community. The most touching part was when the community members hugged and embraced us. It was a moment filled with pure joy as they shared something so unique and significant to them."

— Travel Experience Teams

"MAKING TRAVEL MATTER® CHANGED ME. IT MADE ME THINK EVEN MORE DEEPLY ABOUT WHAT I HAD DONE FOR THE LAST 8 YEARS, THE IMPACT THAT WAS HAVING ON MY CULTURE AND MY COMMUNITY THE ENVIRONMENT AND THE PEOPLE WHO TOURED WITH ME.

I had grown to accept the responsibility of representing my people and our culture by giving it a voice. Storytelling is what we do, it is who we are and is our trade or craft. It is my turn to do this and by doing this, to the best of my ability, I am restoring our culture in our home. I am breaking the disconnection between my people and this site. We might not own the Causeway but the history, heritage and culture belongs to us."

— Mark, Dalriada Kingdom Tours (2 Experiences: Beyond the Bridge and Giant Causeway Walk with Mark)

GOAL 8

ACHIEVE A 20% INCREASE IN ITINERARIES VISITING DEVELOPING REGIONS FOR SELECT SPECIALIST BRANDS BY 2025



We are committed to addressing the challenge of overtourism whilst balancing the many needs of the communities and conservation efforts that rely on the travel economy. We recognize the need to be more intentional about when, where, and how we encourage our guests to travel to create a positive impact rather than add to the strain on popular destinations.

For us, sustainable travel isn’t about traveling less, it’s about traveling better. By encouraging our guests to explore in new ways, at different times, and with a conscious mindset, we ensure tourism continues to enrich both the traveler and the destinations we visit.

This goal has kept us focused on ensuring that the benefits of tourism earnings are spread beyond traditional tourist hubs or centers. In order to qualify a region as a “developing region” and count an itinerary towards this goal, the following must be true:

- The brand has not visited the region in 2019
- An overnight stay in the region is included in the itinerary
- The region features no more than 2 sites that suffer from congestion during peak season (i.e., long queues that degrade the tourist experience)
- The region is considered a tertiary city or “spoke” to a tourism hub

NEW ITINERARIES INCLUDING A DEVELOPING REGION	
BRAND	QUANTITY
AAT Kings	6
Adventure World	6
African Travel	4
Brendan Vacations	1
Contiki	7



DORACOTAN ISLAND

THE PHILIPPINES

contiki



VOLCANOES NATIONAL PARK

RWANDA

Adventure World

GOAL 9

INCREASE EMPLOYEE AND MARKET SENTIMENT REGARDING DIVERSITY AND INCLUSION ACROSS OUR BRANDS

Increasing Diversity, Equity & Inclusion across our business, focused on the streams of People & Culture, Product & Operations, and Marketing & Communications, is a priority we will take into the next iteration of our sustainability strategy. While we continue to make great progress in increased representation within our business, on our trips and in our marketing efforts, we know that our work in this space will be ongoing and ever-evolving into the future – to challenge the issues faced by underrepresented communities and to ensure a diverse and safe workplace where all feel valued.

FOSTERING AN INCLUSIVE CULTURE

TTC IDEA

Ensuring our people can bring their best and authentic selves to work every day is a top priority of ours and we recognize we still have work to do. In our 2024 Demographics Survey, employees rated TTC an average score of 8.5/10 indicating strong agreement that TTC is committed to DEI and values the diverse perspectives, experiences, backgrounds, knowledge and approaches of all its staff.

TTC IDEA (Inclusion, Diversity, Equity, Action) is our internal employee resource group formed to provide employees with dedicated safe spaces to explore the complex concept of identities that make us who we are. Over 500 team members participate in these groups, with 5 Global Communities: BIPOC Community, Parents Community, Pride Community, Women’s Community, and Wellness Community.

The Communities allow for open dialogue within their membership as well as educational opportunities to engage with other team members. In 2024, the Communities ran campaigns focused on Neurodiversity Week, Women’s History Month, Black History Month and Pride Month, to name a few.

RECRUITING AND RETAINING TALENT

We are committed to developing a talented pool of diverse team members. In order to attract the top talent our hiring teams use diverse hiring practices such as attending hiring events targeted at underrepresented populations, partnering with local organizations and removing demographics information from the initial stages of hiring to reduce bias. For example, through its Tour Guide Ready Program, **AAT Kings** offered 35 training placements to recruits who may not have had prior experience in guiding. The program improved retention by boosting confidence and reducing early turnover.

Retaining talent and fostering development is also a top priority for the business. In 2024, we introduced a global Mental Health First Aiders Program for team members to access colleagues trained in Mental Health First Aid when in need of support. Our offices also introduced a series of additional employee benefits, such as increased tuition reimbursement allowances, and enhanced Employee Assistance Programs and maternity leave policies.



GOAL 9

SUPPORTING DIVERSITY, EQUITY AND INCLUSION

SUPPORTING DIVERSE COMMUNITIES THROUGH OUR TRIPS

TRAINING OUR TRIP MANAGERS AND TOUR DIRECTORS

All TTC touring brands and **Uniworld** team members receive Diversity, Equity and Inclusion training to ensure we create safe and welcoming environments on our tours. Notably, **Contiki's** LGBTQ+ ambassador, Aisha Shaibu-Lenoir, has provided diversity and inclusion training to new Trip Managers for the past two years. In certain regions in Australia, our Tour Directors must have accreditation to be able to guide on traditional land, such as at Uluru-Kata Tjuta National Park. All brands operating in Australia also give an Acknowledgement of Country when traveling through certain regions.

SUPPORTING DIVERSE BUSINESSES

We look to support diverse and underrepresented businesses on our trips. Many of these are included in our MAKE TRAVEL MATTER® Experience program under SDG 10: Reduced Inequalities. These experiences actively support organizations that enhance representation of marginalized and underrepresented populations such as the LGBTQ+ community, Indigenous Peoples, refugees, people with low socio-economic status, people with disabilities, and more. Our [Sustainable Procurement Policy](#) also promotes supporting underrepresented businesses for office supplies, catering, and more.

TRIP DEVELOPMENT

While our tours are open to all, we recognize the benefit of travelers being able to connect with those who have similar lived experiences, and so we offer a variety of these opportunities. **Insight Vacations** launched "Scenic Scotland," a Women-Only tour co-shared with **Brendan Vacations**, designed for women travelers and run by a female Travel Director. **Contiki** expanded their successful Pride trips, with a departure that will attend Athens Pride in 2025, and **Uniworld** hosts Women-only itineraries and LGBTQ+ Cruises.

CASE STUDY

RECONCILIATION ACTION PLAN

In December 2024, AAT Kings' [Innovate Reconciliation Action Plan](#) was endorsed by Reconciliation Australia®. The plan represents a significant step forward in our journey toward reconciliation. It reflects our acknowledgment of the importance of Aboriginal and Torres Strait Islander cultures, histories, and contributions to our society and business, and it is a testament to our values and our vision for a more inclusive and equitable future.

AATKings

SUPPORTING DIVERSITY, EQUITY AND INCLUSION THROUGH OUR MARKETING

SHOWCASING UNDERREPRESENTED COMMUNITIES

Contiki launched [The Travel Project](#) this year, featuring a suite of stories through mini-films and articles designed to shine a spotlight on marginalized communities, from the [Indigenous Sami people in Norway](#) to the [Māori community](#) (made in partnership with a local Māori production company), to women and [non-binary DJs in Glasgow](#).

ENHANCING DIVERSITY IN SALES AND MARKETING

Our brands all have respective DEI Marketing Guidelines to ensure diversity is reflected in our marketing collateral. **TTC Tour brands** organized the "Sense of Europe" BIPOC (Black, Indigenous, People of Color) FAM for **Trafalgar** and **Brendan Vacations** advisors, which was created in response to an identified gap in the travel market due to BIPOC advisors often feeling hesitant to travel abroad due to inclusivity concerns.

TTC's Tonya Leigh (left) and Julius Stecker (middle) with Sulley Briscoe (right) on the "Sense of Europe" BIPOC FAM.



GOAL 10

COMPLETE 30,000 VOLUNTEER HOURS BY 2025



TTC employees receive 2 paid days annually for volunteering. In 2024, our team members rose to the challenge of meeting our goal and volunteered 8,066 hours globally. Which means, we surpassed our goal by 9.7%, achieving a total of 32,916 volunteer hours since 2020. We are excited to share the varied and wonderful ways in which they spent their volunteering hours, making a difference to communities around the world.



ADVENTURE WORLD

A group of team members volunteered at The Alaska Wildlife Conservation Center, which is a research and rehabilitation center for orphaned and injured animals and a wildlife awareness education center for the public. Across 200 hectares, it homes brown and black bears, musk ox, caribou, wood bison, and many other Alaskan animals. The team assisted with building a fence around the bison enclosure to keep the public from disturbing the wildlife.



BRENDAN VACATIONS

- Volunteering at the **Dublin Society for Prevention of Cruelty to Animals**
- Raising funds for **Temple Street Children's Hospital** during the Great Irish Bake and bringing them joy during a Halloween Trick or Treat event
- Raising awareness for multiple sclerosis at the **MS Readathon**
- Volunteering and fundraising to maintain **Airfield Estate**
- Filling boxes for the **Christmas Shoebox Appeal**

AAT KINGS

50+ incredible team members volunteered for the **Salvation Army** at Christmas, whether it was wrapping presents, preparing and serving meals, setting up the Toy Cave, or assisting parents with the perfect gift for their children.



CONTIKI

- Contiki team members volunteered at **UK Black Pride** and **Sutton Community Farm**
- The entire Destination America & Contiki Americas teams came together to make a difference at the **Orange County Food Bank**
- The Contiki Asia office and on-road crew came together in Phuket, partnering with **Thai SOS Food Rescue** for the day, serving the community 500 meals in reusable containers

RADICAL TRAVEL

The Skye Inn team volunteered 20 hours on the **Allotment Committee**, which is a local community project consisting of 28 plots and 4 raised beds, with communal areas for composting and recreation. The Radical Travel team spent a day at Leadburn Community Woodland, helping remove invasive rhododendrons and restore peatlands - one of our planet's top carbon-capturing heroes. It was a day filled with teamwork, learning, and positive impact!



UNIWORLD

- Dedicated a day to volunteering during their annual Kickoff Meeting for the 2025 season, collaborating with **Cordaan**, an organization in Amsterdam assisting elderly individuals with dementia or physical challenges, as well as children and adults with learning disabilities and mental health issues.
- 200 Uniworld team members volunteered to **host 30 families for a pancake lunch** on board a Uniworld ship, followed by an afternoon of fun activities including a bouncy castle, yoga, arts and crafts, games and silent disco.
- 120 lonely elderly guests and their caregivers enjoyed **lunch aboard a Uniworld ship** accompanied by a harpist. The Uniworld team hosted Bingo and ensured every guest felt truly spoiled.

GOAL 10

STANDOUT VOLUNTEERS

Jacqueline Fuller

Senior Travel Experiences Manager, London

Found a new way to volunteer by sewing reusable sanitary products for **Freedom 4 Girls**, empowering young women otherwise unable to afford or access menstrual health education and products.

Katie Jessup

Director of Field Sales, Brendan Vacations

Gave back to her community of Asheville, North Carolina, after it was devastated by **Hurricane Helene** by volunteering at a local water distribution center providing potable water, bottled water, blankets and ready meals.

Massouda Nassiri

Manager of Sales Administration, Uniworld

Used her volunteer days in Cape Town, cooking and distributing hot meals to seniors with **The Breeze Foundation**.

Marco Ravinetto

Travel Director, Trafalgar

Has been volunteering for the past four years with **ANPAS** and the Italian Civil Protection, supporting emergency medical services, disaster response, and community aid.

Jamie Fisher

Head of Marketing, Trafalgar

Used his volunteer days to help the Kalkan Association for the Protection of Street Animals, a volunteer-run organization in Türkiye that funds the care, feeding and neutering of street cats and dogs.

Toni Saville

Reservations Manager, Auckland

Began volunteering weekly at the start of the year with **Everybody Eats**, whose motto is “feeding bellies not bins” - combatting food waste, food poverty and isolation. By the end of the year, she was part of their fundraising gala, which raised a staggering NZ\$120,000.

THE SUSTAINABILITY CHALLENGE

In the month of April, we ran a Sustainability Challenge in recognition of Earth Month. A total of 27 regions participated with 585 team members completing 6,662 challenges which ranged from solo activities like watching or reading sustainability content, to team events including clothes swaps, documentary screenings and community clean-ups. The efforts were spearheaded in each region by their local Make Travel Matter® Team, of which we currently have 49 team members across 18 regions.




GOAL 11

ENSURE ALL WILDLIFE EXPERIENCES
ACROSS TTC BRANDS ADHERE TO
OUR ANIMAL WELFARE POLICY



GOAL 11

ENSURE ALL WILDLIFE EXPERIENCES
ACROSS TTC BRANDS ADHERE TO
OUR ANIMAL WELFARE POLICY



Protecting our natural spaces and the world’s precious wildlife are intrinsically tied. Our Animal Welfare Policy and associated training for our teams ensure our experiences put animal welfare first. Our teams are empowered to make decisions regarding animal welfare and will refuse to include experiences that do not comply with our Animal Welfare Policy. We are also actively removing experiences that we believe put animals at risk due to changing working conditions. For example, horse carriage rides in Seville that typically met our Animal Welfare Policy were removed due to increased and unpredictable extreme heat.

In 2025, the teams will undergo our bi-annual review of all wildlife experiences to ensure compliance with our Animal Welfare Policy.

WILDLIFE PARTNERS

- World Animal Protection
- End Wildlife Crime
- Animals Asia
- Kiwi Hatchery, New Zealand
- Tasmanian Devils, Australia
- Wilderness Africa, South Africa



APPENDIX A:

ENVIRONMENTAL PERFORMANCE

TTC rebaselined its 2019 baseline year and made updates to subsequent years to reflect the changes to the business following its acquisition by Apollo Private Equity. TTC discloses its baseline year, current year and previous year in its current report, for 2020-2022 data, please see past reports. To learn about how TTC calculates its GHG Inventory and trip emissions, please see our [Carbon Methodology](#).

GHG PERFORMANCE

	2019	2023	2024
Biogenic Emissions	167.23	253.25	0 ¹
Total Scope 1 & 2 (Tonnes CO2e)	27,118.44	19,919.25	20,753.65
Scope 1	26,783.44	19,692.88	20,753.65
Stationary Combustion	149.95	164.98	174.22
Mobile Combustion	26,633.49	19,354.94	20,432.48
Fugitive Emissions	N/A	172.96	146.95
Scope 2²	335.00	226.37	0
Total Scope 3 (Tonnes CO2e)	291,778.46	268,452.96	232,365.11
Purchased Goods and Services	15,032.18	6,134.69	5,989.90
Employee Air Travel	2,924.00	1,816.67	2,284.35
TTC Trips	182,180.28	126,024.98	116,055.65
Flights Sold to Travellers	91,642.00	134,476.62	108,045.21
Total GHG Emissions (Tonnes CO2e)	325,758.18	288,657.48	253,118.76

Note on Scope 1 & 2 emissions: In 2024 we reduced Scope 1 & 2 emissions by 23% compared to our baseline. This is due to a shift to 100% renewable electricity use via renewable electricity contracts and the purchase of Environmental Attribute Certificates (EACs) where renewable electricity is not available to be procured. In addition, we used less fuel use at our depots.

Note on Scope 3 emissions: In 2024 we reduced Scope 3 emissions by 20% compared to our baseline. Our purchased goods and services emissions drastically reduced due to our “Say No to Stuff” policy that bans unnecessary gifting and marketing materials. In previous years we calculated our trip emissions using an average carbon footprint per passenger per day per brand, using our best data available at the time. In 2024 we enhanced our data collection to identify an average carbon footprint per passenger per day per region, per brand. This metric allowed us to recalculate our 2019 and 2023 trip emissions more precisely. In 2024 we reduced our business travel and operated fewer trips compared to our baseline year.

¹ In 2024 we did not use biofuels in our direct operations that emit biogenic emissions. The HVO we contract for our trips falls within our Scope 3 emissions.

² We calculate Scope 2 emissions based on a market-based approach



ENERGY USE

	2019	2023	2024
Total Energy Use (GJ)	341,852.78	291,957.82	304,867.43
Uniworld	262,100.79	239,136.88	252,556.00
Offices/Facilities + Fleet	79,751.99	52,820.93	52,311.43

WATER USE (M3)

	2019	2023	2024
Total	81,973.42	73,651.48	85,157.97
Uniworld	79,395.78	70,436.48	77,824.55
Owned Accommodations/ Facilities	5,781.44	7,093.92	7,580.44

In 2019, data for Skye Inn was not included.

RENEWABLE ELECTRICITY USE

	2019	2023	2024
Total Electricity Use (kwh)	2,262,695	2,570,971	2,693,102
Total Renewable Electricity Use (kwh)	45,413.00	296,522	2,693,102
% Use of Global Renewable Electricity	2%	12%	100%

From 2019 to 2024 we moved all 4 owned accommodations and 3 out of 6 offices where we have operational control to 100% renewable energy. In 2024 we purchased Renewable Energy Certificates for remaining electricity use across our Uniworld ships and offices.

APPENDIX B:

2024 SCOPE 1 + 2 LIMITED ASSURANCE LETTER

Verification Opinion Statement
Independent GHG Emissions Verification



The Travel Corporation

33 Kern Road, Toronto, Ontario, M3B 1S9, Canada

GHG Accounting Standard: The Greenhouse Gas Protocol – Corporate Accounting and Reporting Standard – Revised Edition

Verification Criteria: ISO 14064-3 2019 Specification with guidance for the verification and validation of greenhouse gas statements

Reporting Period: CY 2024 (01 January 2024 – 31 December 2024 inclusive)

Scope of the Verification

Verification covers the above period associated with The Travel Corporation global operations Scope 1 & 2 emissions. Where assumptions have been made then these have been documented for transparency. These components are collectively referred to as the “GHG Statement” for the purposes of this Opinion.

Review criteria were based on The Greenhouse Gas Protocol and it is concluded that the GHG Statement is materially correct. Data and calculations selected for verification were based upon a risk assessment approach. The verification also included ‘boundaries’ completeness checks. Data in spreadsheets were examined and specific sampling of data was conducted giving consideration to raw data sources. Emission factors were found to be based on best available information and were from robust and recognised sources.

Verifiers Opinion

Based on the evidence provided and the samples selected for verification, nothing has come to our attention that causes Lucideon to believe that the GHG Statement is not materially correct.

The verification was conducted to a limited level of assurance in accordance with ISO 14064-3 (2019).

The GHG Statement is a fair and accurate representation of The Travel Corporation actual emissions data compiled in conformance with the verification criteria described above. The data and information supporting the GHG Statement were historical in nature.

Verification Opinion Statement
Independent GHG Emissions Verification



The following qualifications and notes apply:

- The verification boundary is defined in the following table and Appendix D of the Verification Report. All other source streams are outside the verification boundary. The reporter compiles some scope 3 emissions but these were not part of the verification boundary which was confined to scope 1 and scope 2 reporting.
- Assets included and excluded in the reporting boundary are clearly defined by the operator as defined in Appendix D of the Verification Report. The verification assessed that the inventory was consistent with the inclusions and exclusions defined in Appendix D.
- Locational electricity emissions for River Cruisers (ships) are based on shore power electricity consumption using an emission factor for the head office based in Switzerland. Due to the mobile nature of the river cruisers the shore power electricity may be sourced from different grids / countries.

Verified Inventory

SCOPE	Subscope	tCO2e (LocationBased)	tCO2e (Market Based)
1	Fugitives (Refrigerant Losses)	146.95	146.95
1	Stationary (Heating)	174.22	174.22
1	Mobile (Vehicles / Ships)	20,432.48	20,432.48
	Scope 1 Totals	20,753.65	20,753.65
2	Electricity*	128.38	-
	Scope 2 Totals	128.38	-

All	Total	20,882.03	20,753.65
-----	-------	-----------	-----------

* Market Based emissions net of contractual instruments applied.

Andrew Shepherd
GHG Lead Auditor
25 April 2025

Tony Summers
Independent Technical Reviewer
04 May 2025

APPENDIX C:

HOW WE TREAD RIGHT SUSTAINABILITY PERFORMANCE

FOOD WASTE- REDUCE FOOD WASTE BY 50% ACROSS ALL HOTEL AND SHIPS BY 2025

BRAND PROGRESS - % OF REDUCTION OF FOOD WASTE FROM BASELINE

BRAND	2021	2022	2023	2024
Uniworld	15%	34%	36%	41%
Contiki Chateau	N/A	N/A	6%	*
Contiki Hopfgarten	N/A	N/A	7%	*

*Group progress is not available as food waste reduction is measured on a per brand basis only. Baselines are relative to when the brand began utilizing food waste management systems, for Uniworld this is 2021, for Contiki this is 2023. Contiki Chateau and Gasthof installed their food waste management systems in 2023 and saw the noted reductions within the first 6 months of implementation. In 2024 both properties saw an increase in food waste - Contiki Chateau by 39% (62 grams edible waste per guest) and Contiki Gasthof by 31% (55 grams edible waste per guest). Both properties are addressing these increases through enhanced training for onsite kitchen teams.

LOCAL & ORGANIC SUPPLIERS- INCREASE USE OF LOCAL & ORGANIC FOOD PRODUCTS BY OUR SUPPLY CHAIN BY 2025

GROUP PROGRESS

KEY PERFORMANCE INDICATOR	2021*	2022	2023	2024
Number of Local Suppliers	14	14	15	43
Number of Organic Suppliers	5	6	7	11

Group progress for number of organic and local supplies only includes brands that own accommodations: Uniworld, Contiki and Radical Travel. In 2024 Uniworld updated their purchasing system to identify more local suppliers than in previous years.


*Baseline year

BRAND PROGRESS - NUMBER OF LOCAL AND ORGANIC SUPPLIERS

BRAND	2024	
	Local	Organic
Contiki	11	6
Radical Travel	6	0
Uniworld	26	5

BRAND PROGRESS - LOCAL DINING EXPERIENCES* OFFERED ACROSS OUR TOURING BRANDS IN 2024

BRAND	% OF ITINERARIES THAT INCLUDE AT LEAST 1 LOCAL DINING EXPERIENCE*
AAT Kings	99%
Adventure World	79%
African Travel	100%
Brendan Vacations	73%
Contiki	83%
Costsaver	59%
Insight Vacations	85%
Lion World	100%
Luxury Gold	84%
Trafalgar	85%
TTC	84%

 *A Local Dining Experience includes any dining experience where key elements of the meal (i.e. meat, seafood, bread, wine, etc.) are considered local (i.e. sourced within a 30-50 mile radius).

BROCHURES- REDUCE PRINTED BROCHURES BY 50% BY 2025

GROUP PROGRESS

KEY PERFORMANCE INDICATOR	2019*	2020	2021	2022	2023	2024
Number of Brochures Printed - TTC	9,437,467	3,117,107	2,215,271	3,399,666	1,833,500	1,705,500
Progress Against Goal	N/A	-67%	-77%	-64%	-81%	-82%

**Baseline year*

Group progress updated from 2019 to reflect brands removed post-acquisition.

BRAND PROGRESS - NUMBER OF BROCHURES PRINTED

BRAND	2019	2020	2021	2022	2023	2023	DIFFERENCE FROM 2019
AAT Kings	635,000	99,080	117,750	229,500	208,000	178,000	-72%
Adventure World	126,000	0	12,000	22,000	0	0	-100%
African Travel Inc	60,000	0	0	0	0	0	-100%
Brendan Vacations	165,000	17,500	53,000	118,000	68,000	50,000	-70%
Contiki	692,750	11,000	25,000	32,000	63,000	54,000	-92%
Costsaver	N/A	N/A	N/A	N/A	142,000	106,500	N/A
Evan Evans	262,000	100,000	50,000	100,000	90,000	65,000	-75%
Grand European Travel	2,374,922	1,841,777	1,279,521	1,871,966	444,000	450,000	-21%
Haggis Adventures	25,000	0	0	22,000	32,000	43,000	+72%
Highland Explorer	57,000	0	0	33,000	39,000	54,000	-5%
Insight Vacations	1,399,295	636,750	161,000	236,700	152,000	159,000	-89%
Luxury Gold	N/A	N/A	N/A	N/A	0	35,000	N/A
Trafalgar	3,210,000	486,000	490,000	591,500	422,000	344,000	-89%
Uniworld	430,500	25,000	27,000	143,000	173,500	167,000	-61%

From 2019 – 2022 CostSaver brochures are included in Trafalgar numbers and Luxury Gold brochures are included in Insight Vacations numbers. Beginning in 2023 we separated this reporting to identify CostSaver and Luxury Gold brochures.



Scots pines growing at Trees for Life polytunnel

MAKE TRAVEL MATTER® EXPERIENCES - INCLUDE AT LEAST 1 MAKE TRAVEL MATTER® EXPERIENCE ON 50% OF TTC ITINERARIES BY 2025

GROUP PROGRESS				
KEY PERFORMANCE INDICATOR	2021	2022	2023	2024
% of itineraries with at least 1 Make Travel Matter® Experience	50%	62%	84%	88%
BRAND	% OF ITINERARIES THAT HAVE AT LEAST ONE MAKE TRAVEL MATTER® EXPERIENCE			
AAT Kings	97%			
African Travel Inc	100% based on model itineraries			
Adventure World	86%			
Brendan Vacations	95% based on model itineraries			
Contiki	86%			
Costsaver	63%			
Highland Explorer Tours	75%			
Haggis Adventures	71%			
Insight Vacations	100%			
Lion World	39% based on model itineraries			
Luxury Gold	91%			
Trafalgar	98%			
Uniworld	71%			

DEVELOPING REGIONS – ACHIEVE A 20% INCREASE IN ITINERARIES VISITING DEVELOPING REGIONS FOR SPECIALIST BRANDS BY 2025

GROUP PROGRESS				
KEY PERFORMANCE INDICATOR	2021*	2022	2023	2024
Number of new itineraries visiting developing regions - TTC	65	32	24	22
Progress from baseline	N/A	+50% increase	+37% increase	+34% increase
BRAND PROGRESS - NUMBER OF NEW ITINERARIES VISITING DEVELOPING REGIONS				
BRAND	2021	2022	2023	2024
AAT Kings	0	3	3	6
Adventure World	15	14	7	6
African Travel Inc	4	5	5	2
Brendan Vacations	4	0	2	1
Contiki	19	2	1	7
Costsaver	6	0	1	0
Lion World	4	6	3	0
Radical Travel	0	2	2	0
Trafalgar	13	0	0	0

VOLUNTEER HOURS - COMPLETE 30,000 VOLUNTEER HOURS BY 2025

GROUP PROGRESS				
KEY PERFORMANCE INDICATOR	2021	2022	2023	2024
Cumulative Hours Volunteered	6,517	13,988	24,850	32,916
Volunteer Hours Per Year	6,517	7,741	10,862	8,066
Progress Towards Goal	22%	47%	83%	109%

We are unable to report on volunteer hours on a brand basis as we use shared resources.

*Baseline year

RESOURCES

 **READ OUR SUSTAINABILITY STRATEGY
HOW WE TREAD RIGHT IN FULL [HERE](#)**

 **DISCOVER OUR MAKE TRAVEL
MATTER® EXPERIENCES [HERE](#)**

 **VIEW OUR [CLIMATE](#)
[ACTION PLAN](#)**

 **KEEP UP WITH ALL OF
OUR EFFORTS [HERE](#)**



MAKE TRAVEL MATTER™

THE TRAVEL CORPORATION

Contiki's MAKE TRAVEL MATTER® Experience visiting
the Daintree Rainforest on its Ultimate Australia trip